












PERFORMANCE DASHBOARD

APRIL 24, 2024



KEY LINKS

Click for more information

-  [PortofVirginia.com](#)
-  [Operations Portal](#)
-  [Terminal Gate Hours](#)
-  [Motor Carrier Guide](#)
-  [Chassis Pool](#)
-  [Ocean Services Guide](#)
-  [Rail Markets](#)
-  [Text Notifications](#)

UPDATED HOURS

Effective April 20, 2024

VIG Virginia International Gateway
M-F: 0300-1900
SA: 0700-1600
SU: Closed

NIT Norfolk International Terminals
M-F: 0600-1800
SA: Closed
SU: Closed

PPCY Pinners Point Container Yard
M-F: 0500-1900
SA: 0700-1630
SU: Closed

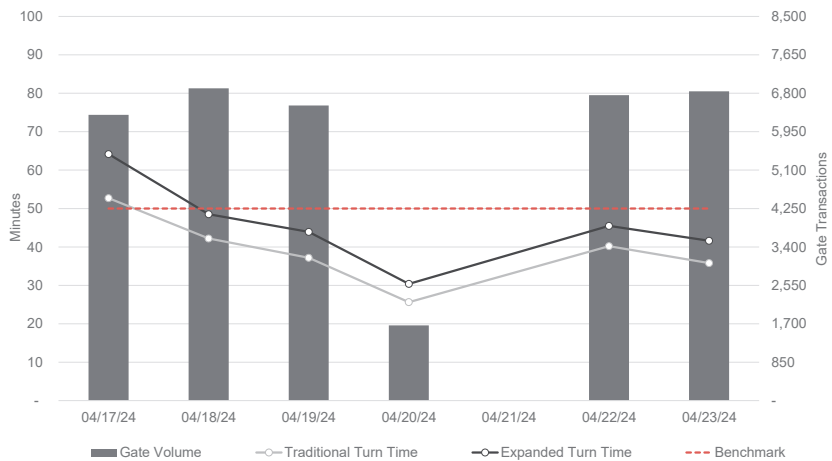
PERFORMANCE OVERVIEW

Metrics are last 7-day averages



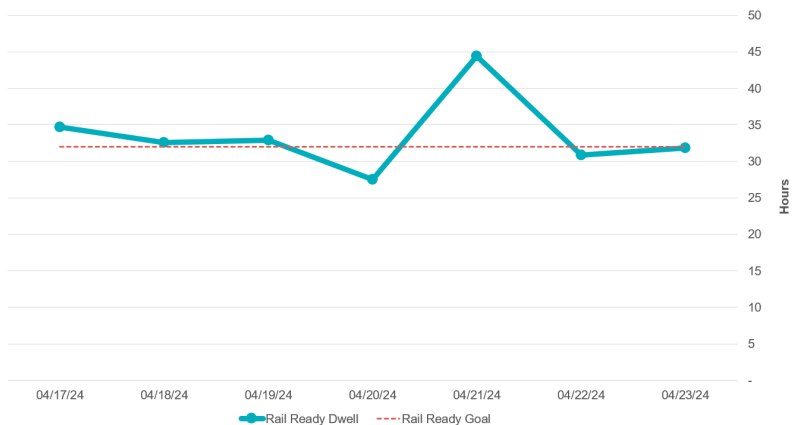
GATE OVERVIEW

Daily operations metrics



RAIL OVERVIEW

Daily operations metrics



NOTES ON OPERATIONS

- We have communicated with ocean carriers to divert container traffic efficiently and safely and are fully prepared to provide excellent service to our customers, existing and new.
- Our yard is operating with ample space and capacity to manage additional volumes from loading and unloading containers initially destined for Baltimore with excellent turn times and service levels.