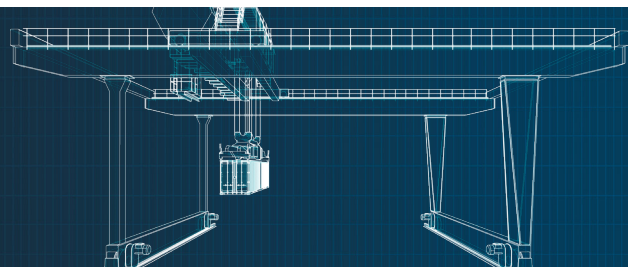




**THE PORT OF VIRGINIA**  
AMERICA'S MOST MODERN GATEWAY

## PERFORMANCE DASHBOARD

FEBRUARY 2, 2026



### KEY LINKS

Click for more information

- [PortofVirginia.com](#)
- [Operations Portal](#)
- [Terminal Gate Hours](#)
- [Motor Carrier Guide](#)
- [Chassis Pool](#)
- [Ocean Services Guide](#)
- [Rail Markets](#)
- [Text Notifications](#)

### UPDATED HOURS

Effective Dec. 8, 2025

**VIG**

**Virginia International Gateway**  
M-F: 0500-1700  
SA: Closed  
SU: Closed

**NIT**

**Norfolk International Terminals**  
M-F: 0700-1700  
SA: Closed  
SU: Closed

**PPCY**

**Pinners Point Container Yard**  
M-F: 0500-1730  
SA: Closed  
SU: Closed

### PERFORMANCE OVERVIEW

Metrics are last 7-day averages

**4.0M**

ANNUAL TEU  
CAPACITY

**33-MIN**

TRUCK TURN  
TIMES

**26-HR**

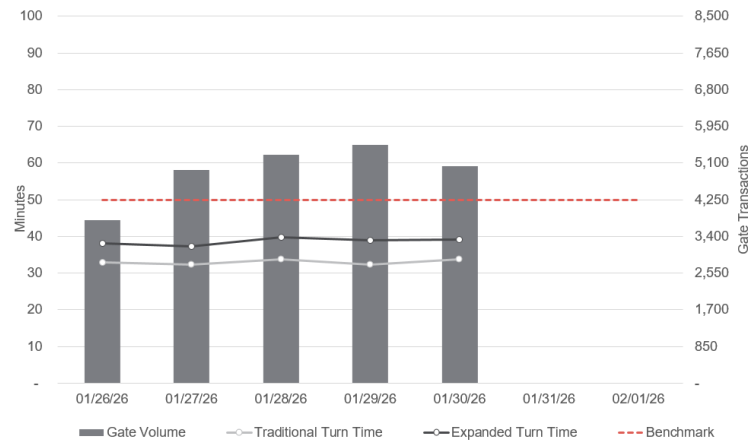
RAIL READY  
DWELL

**HIGH**

CHASSIS  
AVAILABILITY

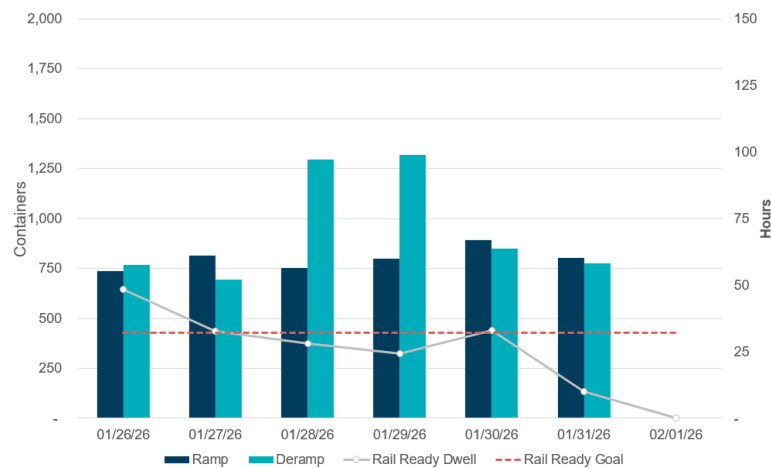
### GATE OVERVIEW

Daily operations metrics



### RAIL OVERVIEW

Daily operations metrics



VISIT [PORTOFVIRGINIA.COM](#).